



2024

Dimensional Product Guide



Contents

Our Services	2
S4S	3
Cabinet Components	4
Bases	6
Casing	7
Crown & Cove	8
Additional Services	9
About Us	10

Our Services



PRODUCTS & CAPABILITIES

We manufacture a wide range of dimensional parts that will meet your exact specifications. Our main products include but are not limited to:

- Drawer Sides/Fronts
- Face Frames
- S4S/Blanks
- Cut to Size Blanks
- Edge Glued Panels
- Mouldings
- Dovetailed Drawer Parts
- Flooring & Paneling
- UV Roll Coat Finishing



S4S

These boards have been surfaced on both faces and received a rip on both edges, resulting in a board with perfectly parallel edges. These are ideal for all your dimensional project needs.

NOMINAL SIZES

All S4S can be modified to fit your exact specifications.

Please reach out to your sales rep for more information.



LUMBER SPECIES*

Alder	Birch	Poplar
Ash	Aromatic Cedar	Red Oak
Aspen	Cherry	Soft Maple
Basswood	Hard Maple	White Oak
Beech	Hickory	Walnut

*Exotic species available on request



Cabinet Components

Choosing to partner with us for cabinet components means you will save on shipping costs, increase your inventory turns, and save space in your warehouse because you'll receive a product that's ready to be installed on your product straight off the trailer.



DRAWER SIDES

Our drawer sides are made of Real American Hardwood. We offer a wide range of widths and thicknesses along with the option for a prefinished UV coating. Below are some of our core stock items.

Unfinished Stocking

1/2"x4"x96" Unfinished

1/2"x6"x96" Unfinished

1/2"x8"x96" Unfinished

Prefinished Stocking

1/2"x4"x96" Prefinished

1/2"x6"x96" Prefinished

1/2"x8"x96" Prefinished



FACE FRAMES

Our face frames come in a wide range of widths and thicknesses along with the option for special profile moldings that can add style to your cabinets. All our face

frames are made of Real American Hardwood and can come ready to be installed straight from the trailer. Ask a sales rep for more information.



Mouldings

C

B

A

A. Base – Baseboards are the boards placed on the floor along the wall.

B. Casing – These are the boards placed along the outside of windows and doors to cover up the space between the drywall and their frame.

C. Crown & Cove – These mouldings are placed on the wall along the ceiling as a softer transition or to stylize the room.

Base

At M&O, we have the capability to create any profile you need. All profiles can be modified to fit your exact specifications. The below profiles* are examples of possible style options. Please reach out to your sales rep for more information and additional profile availability.



Wall Base 705
7/16"x3 1/2"



Wall Base 707
5/8"x5 1/4"



Wall Base 708
5/8"x5 1/4"



Wall Base 713
1/2"x7 1/4"



Wall Base 714
3/4"x5 1/2"



Wall Base 714-35
5/8"x3 1/2"



Wall Base 714-55
5/8"x5 1/2"



Wall Base 720
3/5"x2 3/4"



Wall Base 723
3/4"x5 1/2"



Wall Base 724
3/4"x5 1/2"



Wall Base 728
11/16"x4 1/4"

DIMENSIONS

All profiles can be adjusted to fit your dimensions.

Typical sizes range from 0.5"x1.25" to 0.75"x7.0"

*profiles are not pictured to scale.

Casing

At M&O, we have the capability to create any profile you need. All profiles can be modified to fit your exact specifications. The below profiles* are examples of possible style options. Please reach out to your sales rep for more information and additional profile availability.




Casing 400
1/2"x2 1/4"



Casing 401
5/8"x2 1/4"



Casing 402
3/4"x2 1/2"



Casing 403
5/8"x2 1/4"



Casing 405
1 1/4"x4 1/4"



Casing 406
5/8"x3 1/4"



Casing 407
1/2"x2 1/4"



Casing 416
7/16"x3 1/4"



Casing 899-4B
1"x4"



Corner 412
3/4"x5"

DIMENSIONS

All profiles can be adjusted to fit your dimensions.


Typical sizes range from 0.5"x1.25" to 0.75"x7.0"

*profiles are not pictured to scale.


Crown & Cove



Cove 101
3/4"x3/4"




Cove 102
3/4"x1"



Cove 103
0.55"x1.98"



Cove 104
0.77"x4.22"



Cove 105
0.62"x0.75"



Crown 001
0.76"x2.24"



Crown 005
0.66"x3.62"



Crown 008
0.81"x7.06"



Crown 013
0.87"x5.06"



Crown 021
0.81"x6.25"

*profiles are not pictured to scale.

Additional Services

FLOORING & PANELING

At M&O, we have the capability to create any profile you need. All profiles can be modified to fit your exact specifications. The below profiles* are examples of possible style options. Please reach out to your sales rep for more information and additional profile availability.



742 Tile Transition




Carpet Reducer 710b



Floor 214



GLUED PANELS



DRAWER SIDES



FACE FRAMES



UV CLEAR COAT FINISHING



CHOP TO LENGTH



**Connect with
our sales team!**

(800) 657-6990

sales@hardwoodlumber.net